



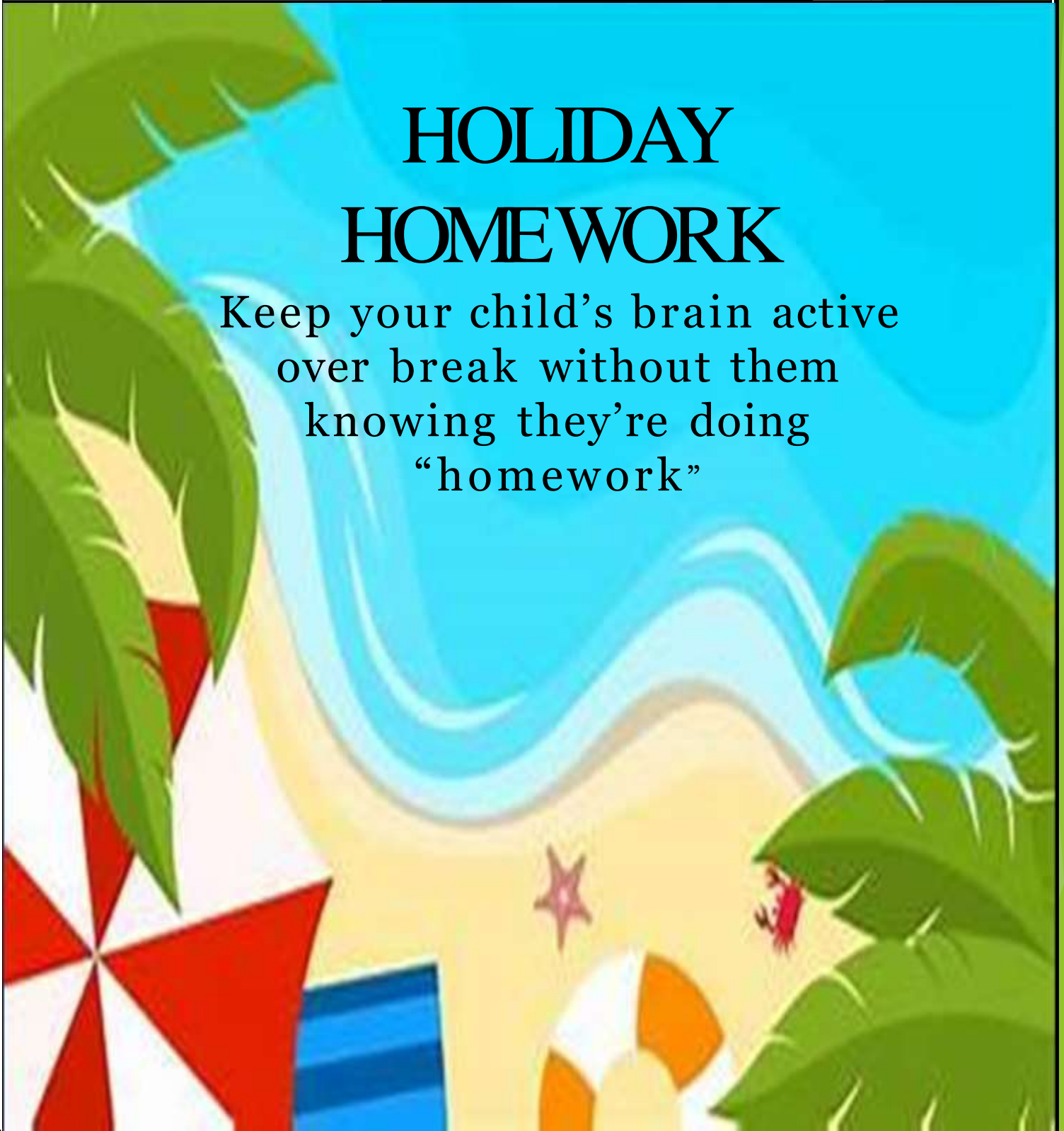
HL INTERNATIONAL SCHOOL

HOLIDAY HOMEWORK

CLASS - III

HOLIDAY HOMEWORK

Keep your child's brain active
over break without them
knowing they're doing
“homework”



POINTS TO REMEMBER

- ❑ Drink plenty of juice and water to avoid dehydration.
- ❑ Make hand washing and hygiene a part of your routine.
- ❑ Holiday Homework is a part of subject enrichment and will be assessed on the basis of creativity and efforts of the students.
- ❑ It's the perfect time to enhance your speaking skills and vocabulary by conversing in English with your family and siblings.
- ❑ Reading is essential for those who seek to rise above the ordinary. Spend your quality time reading purposeful books.
- ❑ Schedule your time for activities so that there is no piling up for the last moment.
- ❑ Holiday homework should be your authentic creative work.

ENGLISH

Activity

Holiday Noun Hunt

Objective:

Identify and use nouns correctly.

Enhance vocabulary and observational skills.

Instructions:

Noun Hunt:

Students will go on a noun hunt around their house and neighborhood to find items that are nouns.

They need to find and list 10 different nouns (e.g., tree, cat, book, car, flower, etc.).

Drawing and Labeling:

Draw pictures of 5 of the nouns they found during their scavenger hunt. Next to each drawing, they should write the name of the item (noun).

Noun Story:

Write a short story (2-3 sentences) using at least 3 of the nouns from their list. The story can be about anything they like, as long as it includes those nouns.



Name: _____

ABC Order

Write the words in alphabetical order.



- | | | | | |
|----|-----------|--------|---------|----------|
| 1. | dog | cat | deer | cow |
| | _____ | _____ | _____ | _____ |
| 2. | blueberry | banana | avocado | apple |
| | _____ | _____ | _____ | _____ |
| 3. | blue | purple | brown | pink |
| | _____ | _____ | _____ | _____ |
| 4. | square | circle | star | crescent |
| | _____ | _____ | _____ | _____ |
| 5. | March | Monday | June | January |
| | _____ | _____ | _____ | _____ |

TOPIC : PICTURE COMPOSITION

Q. Look at the picture carefully and complete the sentences using the words from the help box :



Painting , swing football , reading , six playing , sitting , park , happy, two

1. This is a scene of a _____ .
2. The children are _____ .
3. A girl is making a _____ .
4. One boy is _____ a book .
5. Two boys are playing with a _____ .
- 6 . Another boy is _____ on the tree .
7. A girl is on the _____ .
8. There are _____ trees.
9. There are _____ children .
10. Everybody is looking very _____ .

Daily Use Sentences

1. Good morning!
2. Good day to you, Sir!
3. He is still not well.
4. well done! Keep it up!
5. I will call you later.
6. I will catch you soon.
7. Please give me your hand.
8. Get out of my sight.
9. I did not understand
10. What do you mean?
11. What are you talking about?
12. Could you stay away from my stuff?
13. I am sorry.
14. I am feeling tired today!
15. It's none of your business.
16. I don't know.
17. We both like each other.
18. Come quickly.
19. Talk to you later.
20. Thank You very much.
21. What is your problem?
22. Can I ask you something?
23. It was nice meeting you
24. How are you?
25. What is going on?
26. What are your likes and dislikes?
27. Sorry for the inconvenience.
28. What can I do for you?
29. Will you please help me with this?
30. This is not a joke.
31. Stop kidding.
32. What is happening here?
33. Everything is fine.
34. Did you get my point?
35. What do you want from me?
36. How old are you
37. Where is your office?
38. Get ready to go to school.
39. I will try my level best
40. Are you joining us?
41. I am very pleased to meet you
42. You are my responsibility.
43. This is not fair.
44. What are you doing today?
45. Please say something.
46. I will come again.
47. What would you like to have
48. Thank you for inviting us.
49. It's my pleasure.
50. Thank you for the advice.
51. Many happy returns of the day.
52. Happy birthday!
53. I wish you a happy married life
54. Please be seated.
55. I'm on my way
56. When will you reach?
57. Nice to meet you.
58. Is everything alright?
59. Hope to see you next time
60. Do you speak English?

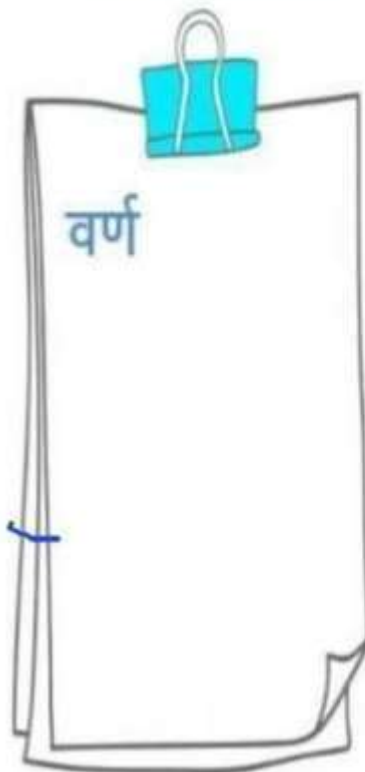
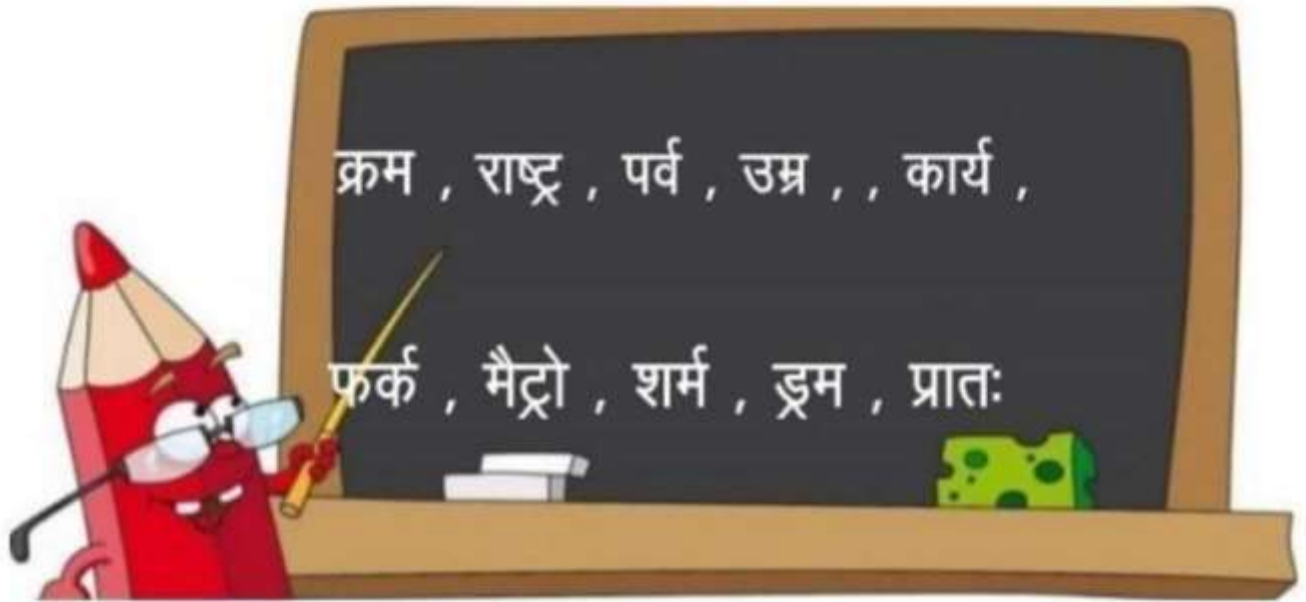


दिए गए लिंक की सहायता से संज्ञा पर प्रोजेक्ट कार्य पूरा करें।

(https://youtu.be/sBU7i88Vfak?si=rDLw h Vxs_9BHFN2f)

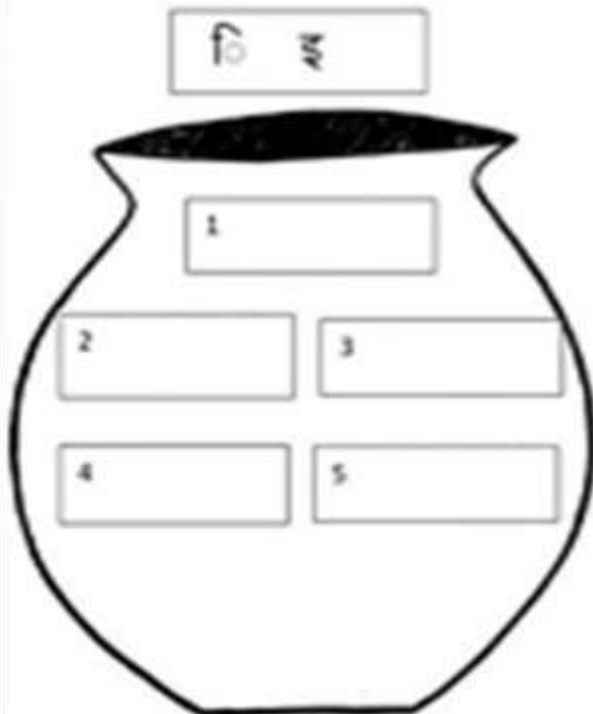
सोचिए समझिए और करिए –

प्रश्न 1– 'र' कई तरह से लिखते हैं। शब्द पढ़ो और सही जगह में लिखो–



कुछ खेलें

- मटके में रखे 'इ' और 'ई' मात्रा वाले शब्द मिलान कर लें। उनमें से इ और ई मात्रा वाले शब्दों को छाँटकर अलग-अलग मटके में रखें।



प्रश्न 3— निम्नलिखित अंग्रेजी अंकों को हिंदी अंकों व शब्दों में लिखिए—

गिनती

अंग्रेजी अंक

हिंदी अंक

शब्दों में

49

39

53

46

45

29

36

35





1. Making Cards-

- Cut 4-5 rectangular sheets with the help of an elder. Paste different types of animals on one side. Write their behaviour (that is, food-habits and shape of teeth on its back..
- Plant-eating animals (Roll no. 1 to 8)
- Flesh-eating animals (Roll no. 9 to 16)
- Both plant and flesh eating animals (Roll no. 17 to 25)

► 2. Project work-

- Collect the feathers of the birds around you.
- Paste them in your Scrapbook.
- Name the bird to which they belong to.

► 3. Make your own bird Feeder-

- Take an Empty egg carton and fill the sections with birdseed (grains).
- Make four holes in the four corners of the carton and attach a string to each.
- Now, gather the strings together at the center.



Multidisciplinary Project

(Mathematics and Art)

- 1. Make a working model of Multiplication table wheel by using A3 size sheet , cardboard ,colours.**
- 2. Draw the following by using horizontal, sleeping, vertical, slanting, curved lines (small sticks can also be used for lines)**
A rangoli design
A bird /An animal
A hut/A boat
- 3. Do the sums of page no.31 to 33 of your maths book in Rough notebook**

ENJOY SUMMER VACATION

