




H.L. INTERNATIONAL SCHOOL

CLASS IV



ENGLISH

OPINION WRITING



hamburger

or



pizza

Do you like hamburgers or pizza?

I like

because





WORKSHEET

Alphabetical Order Arranging Words

Directions: Arrange each set of given words in alphabetical order. Write the answers in the space provided.

1.	Bible	hot cross bun	sunny	lily
	<input type="text"/>	<input type="text"/>	<input type="text"/>	<input type="text"/>
2.	garden	egg	rain	celebrate
	<input type="text"/>	<input type="text"/>	<input type="text"/>	<input type="text"/>
3.	tulip	candy	April	hen
	<input type="text"/>	<input type="text"/>	<input type="text"/>	<input type="text"/>
4.	Easter	cross	ladybug	grass
	<input type="text"/>	<input type="text"/>	<input type="text"/>	<input type="text"/>
5.	daffodil	flowers	butterfly	lamb
	<input type="text"/>	<input type="text"/>	<input type="text"/>	<input type="text"/>
6.	nest	crucifixion	bonnet	spring
	<input type="text"/>	<input type="text"/>	<input type="text"/>	<input type="text"/>
7.	basket	decorate	pattern	chick
	<input type="text"/>	<input type="text"/>	<input type="text"/>	<input type="text"/>
8.	chocolate	Sunday	crown	cake
	<input type="text"/>	<input type="text"/>	<input type="text"/>	<input type="text"/>
9.	duckling	bunny	jellybeans	church
	<input type="text"/>	<input type="text"/>	<input type="text"/>	<input type="text"/>
10.	resurrection	cupcake	painting	bee
	<input type="text"/>	<input type="text"/>	<input type="text"/>	<input type="text"/>





WORKSHEET



Story Time: Once Upon A Time



Complete the story.

Once upon a time there was a _____
who _____

One day, _____

At first, _____

After a while, however, _____

Then, _____

Finally, one morning, _____

From then on, _____

After a few months _____

We can learn from this story that _____

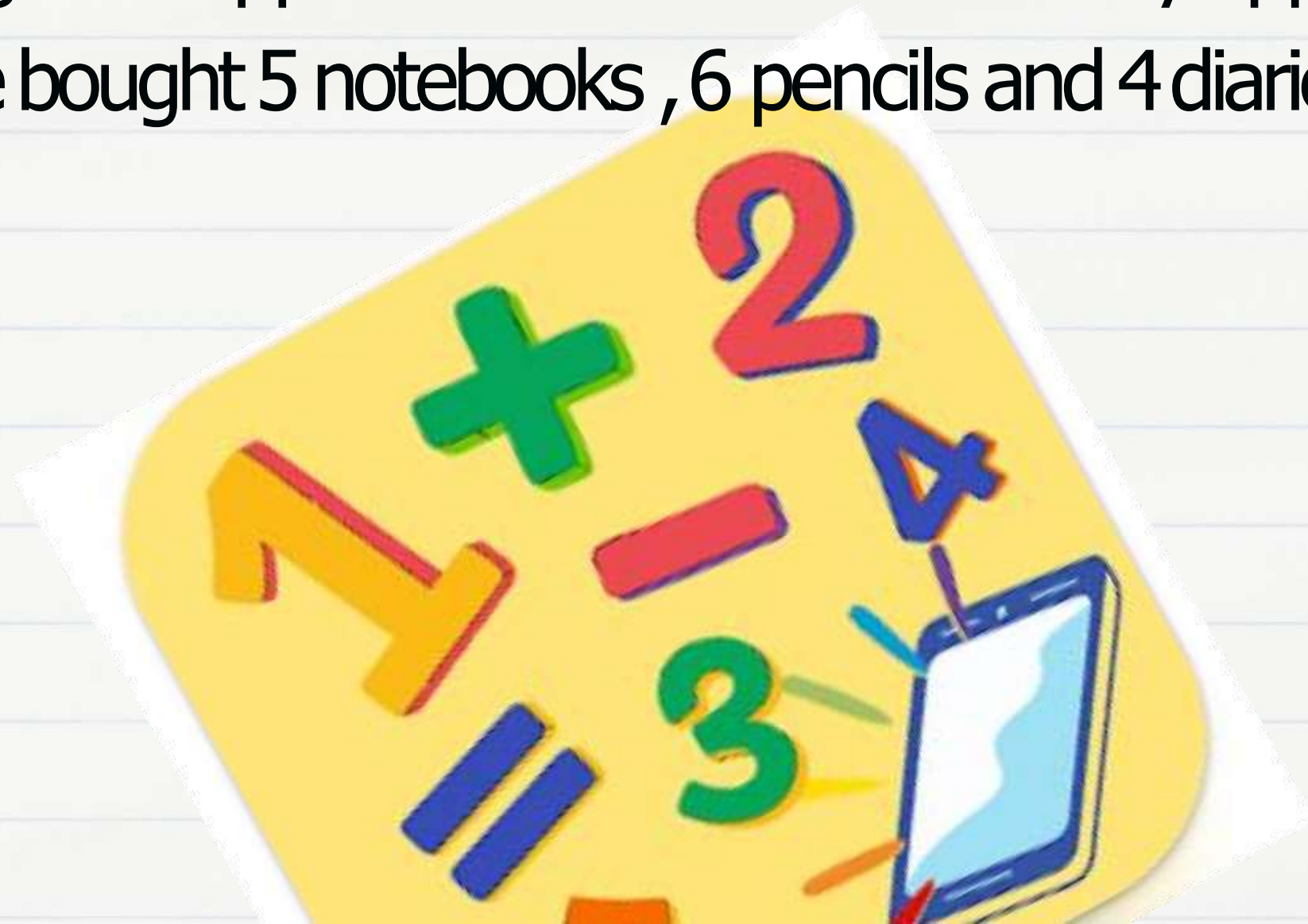


MATHEMATICS

Create your own story sums (5 sums of addition and 5 sums of subtraction).

In these story sums you have to explain how maths is use in our daily life and how you use both English and Mathematics that will build your language skills and mathematical thinking. For example,

- 1.Sarah had 10apples. She gave 4 apples to her friend. How many apples are left with her?
- 2.Rahul went to market. He bought 5 notebooks , 6 pencils and 4 diaries. How many total things he had bought?



SOCIAL STUDIES

1: India has produced many great leaders. Draw a picture of any leader you like most and write information about them on A3 sheet **(Roll no. 1-18)**

2: Landforms of the Earth

*Using the clay or playdough, create models of different landforms (mountains, valleys, plateaus, plains, rivers, and islands).

*Label each landform on the models.

*On a piece of paper, draw and label these landforms and write a brief description of each. **(Roll no. 19-36)**

3: Make a working model of Motion of the Earth – Causes of Day and Night. **(Roll no. 1-18)**

Make a working model of Motion of the Earth – Causes Seasons. **(Roll no. 19-36)**

4: Mark states and their capitals in a political map of India .(5 times)



SCIENCE

1 Paste or draw any two Terrestrial animals and write any two adapted features about them. **(Roll no. 1 to 10)**


*Any two aquatic animals with their adapted features. **(Roll no. 11 to 20)**

*Any two amphibians with their adapted features. **(Roll no. 21 to 30)**

*Any two arboreal with their adapted features. **(Roll no. 31 to 36)**

2. Make a beautiful model of Life cycle of butterfly / cockroach / Frog.

3. Draw internal structure of an egg on A4 sheet.



हिन्दी

दिए गए लिंक की सहायता से सर्वनाम पर प्रोजेक्ट कार्य पूरा करें।

[HTTPS://YOUTU.BE/ZMQ3PZ36ZJ0?SI=LX-03HFYI4Q3HIMO](https://youtu.be/ZMQ3PZ36ZJ0?si=LX-03HFYI4Q3HIMO)



हिन्दी

संज्ञा

वर्ग के अनुसार चित्रों में रंग भरो -

व्यक्ति - ● जानवर - ● स्थान - ● वस्तु - ●



○



○




○




○



○



○



○



○



○



○



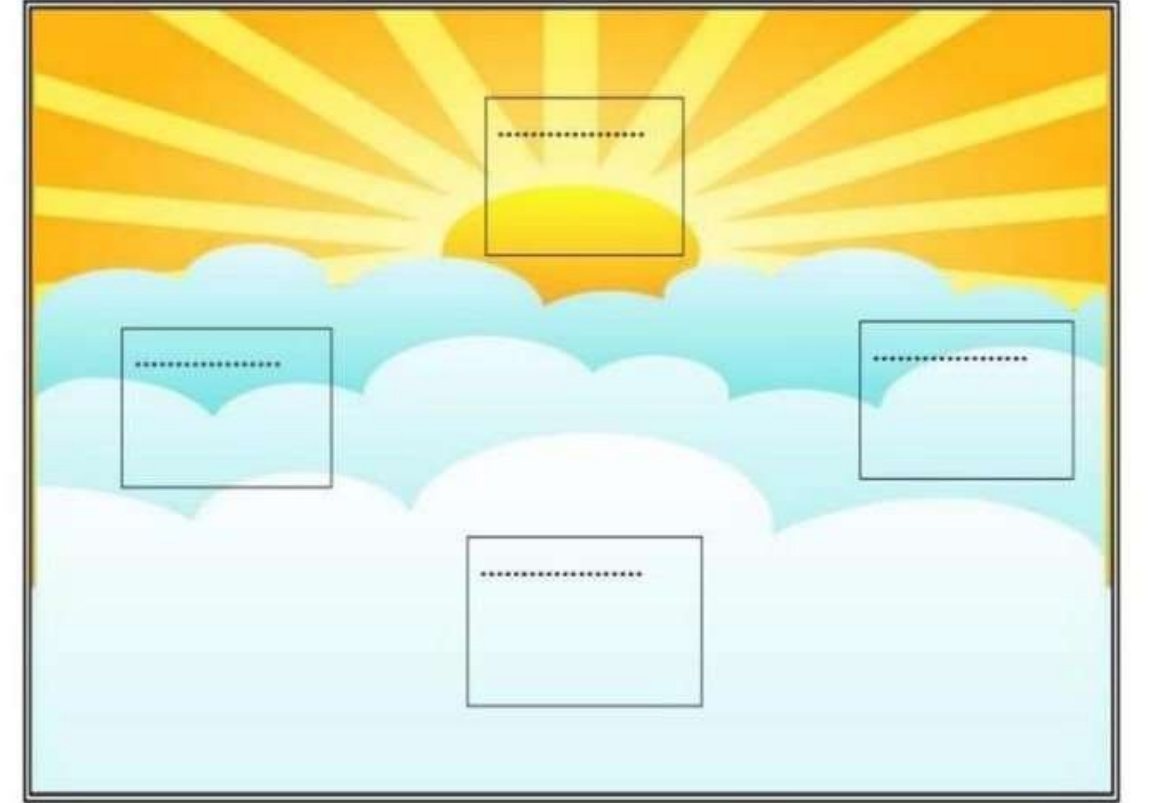
○



○



प्रश्न 2- दिशाओं के नाम लिखो -



(क) सूर्य से निकलता है और में डूबता है।

(ख) हिमालय भारत के में है।

(ग) कन्याकुमारी भारत के में है।

प्रश्न 3- हिन्दी के समाचार-पत्र और पत्रिकाएँ पढ़ो। किन्हीं दो के नाम लिखो।

समाचार-पत्र

पत्रिकाएँ

PROJECT

Holiday Homework Activity: Math and English word Problems.

*Write a story about your vacation

Objective:

- Practice addition and subtraction.
- Identify and use nouns correctly.

Instructions:

- Shopping List Creation:
 - Students create a holiday vacation shopping list with 10 items they want to buy. Each item must be a noun (e.g., book, dress, ice cream, toy, game)
 - Budget planning: you need to write the prices of the products that you buy at the time of shopping. (You have to mention the prices of the products)
 - Total Cost Calculation:
 - Students add up the prices of all 10 items to find the total cost of their shopping.
 - You have to write the days of staying at your grandparents' house or the place where you visited on vacation .
 - How many places you visit.
 - How many family members are there with you.
 - Try to use more numerical in writing





**HAPPY SUMMER
HOLIDAYS**

